




## The Respect Your Roof Deserves

When integrating with a home, solar attachments must be dependable for the lifetime of the rooftop. Due to recent innovations, many asphalt shingles have bonded courses. A mount that protects without the need to pry shingles can really speed things up.


Halo UltraGrip®(HUG®) is here to respect the roof. Its Halo is a cast-aluminum barrier that encases the UltraGrip, our industrial-grade, foam-and-mastic seal. This allows HUG to accelerate the installation process and provide the utmost in waterproofing protection. Give your roof a HUG.®



### Multi-Tiered Waterproofing


HUG® utilizes a multi-tiered stack of components to provide revolutionary waterproofing protection. The Halo cast-aluminum, raised-perimeter foundation surrounds the UltraGrip base—a foam-backed mastic seal combination that prevents water intrusion by adhering and sealing with the shingle surface.

Halo UltraGrip™ is part of the QuickMount® product line.



### UltraGrip® Seal Technology

HUG UltraGrip utilizes a state-of-the-art seal design that uses a unique, foam-and-mastic combination. The foam-backed adhesive provides an entirely new flashing system that conforms and adheres to every nook and cranny of composition shingles, filling gaps and shingle step-downs (up to 1/8" in height).



Rafter Mount



Deck Mount



### Rafter & Deck Mounting Options

Mount HUG® to the roof rafters, the roof deck, or both with our custom-engineered RD (rafter-or-deck) Structural Screw. The RD Structural Screw anchors HUG to the roof with an EPDM sealing washer, completing the stack of waterproofing barriers. See backside for more installation information.



Triple Rated & Certified to Respect the Roof™  
 UL 2703, 441 (27)  
 TAS 100(A)-95



## Adaptive, Rafter-Friendly Installation



### Hit the rafter? Good to go!

When you find a rafter, you can move on. Only 2 RD Structural Screws are needed.



### Miss the rafter? Try it again.

Place another screw to the left or right. If rafter is found, install 3rd and final screw.



### Still no luck? Install the rest.

If more than 3 screws miss the rafter, secure six screws to deck mount it.

## Trusted Strength & Less Hassle



**25-Year Warranty**  
Product guaranteed free of impairing defects.

Structural capacities of HUG® were reviewed in many load directions, with racking rail running cross-slope or up-slope in relation to roof pitch.

For further details, see the HUG certification letters for attaching to rafters and decking.

IronRidge designed the HUG, in combination with the RD Structural Screw to streamline installs, which means the following:

- No prying shingles
- No roof nail interference
- No pilot holes necessary
- No sealant (in most cases)
- No butyl shims needed

### Attachment Loading



The rafter-mounted HUG has been tested and rated to support 1004 (lbs) of uplift and 368 (lbs) of lateral load.

### Structural Design



Parts are designed and certified for compliance with the International Building Code & ASCE/SEI-7.

### Water Seal Ratings



HUG passed both the UL 441 Section 27 "Rain Test" and TAS 100(A)-95 "Wind Driven Rain Test" by Intertek.

### UL 2703 System



Systems conform to UL 2703 mechanical and bonding requirements. See Flush Mount Manual for more info.

